

2005 SEASON IN REVIEW

2005 SHINES AS
ONE OF CAL'S BEST
SEASONS

California posted a 16-4-2 overall record in 2005 and placed second in the Pac-10 with its best-ever conference mark at 7-1-1. The Golden Bears, who were one victory shy of tying the 2000 team's school record of 17, advanced to the third round of the NCAA Tournament for the first time in 17 years. After victories over Rice (2-0) and UTEP (2-1), respectively, in the first two rounds in Austin, Texas, Cal dropped a 2-1 decision to Florida State in Tallahassee, Fla. Cal knocked off No. 24 Dartmouth, 1-0 in double overtime, Sept. 9 to give Cal head coach Kevin Boyd his 100th-career victory and blanked No. 15 Stanford, 2-0, Oct. 15. The NSCAA tabbed Cal No. 6 in its final regular-season poll.

Alivia Mazura

BEARS DEFENSE
DAZZLES

Cal set or tied several school defensive records last season. The Bears established a new goals-against average mark at 0.475, which ranked seventh in the nation in 2005, and matched the program records for shutouts (14, 1988) and goals allowed (11, 1987, '89). At 64.0 percent (14-of-22), Cal ranked eighth in the country for shutout percentage last year. The team benefited from starting the same players (Alivia Mazura, Courtney Hooker, Kristine Relja and Tracy Hamm) on its backline and veteran goalkeeper Ashley Sulprizio for the second consecutive season. In 2005, Sulprizio boasted the ninth-best GAA (0.474) in the country and finished her career tied for the third-best GAA (0.73) in Cal history.

CAL SPREADS
OFFENSIVE WEALTH
AROUND

Led by senior forward Liz Eisenberg's 11 goals, 15 players accounted for Cal's 40 goals last year. Eisenberg tallied 26 points to pace the Bears in that category for the second straight season. Senior Dania Cabello (7G, 5A—19 points), junior Katie Ratican (3G, 6A—12 points) and senior Lindsay Clute (5G—10 points) also recorded double-figure points. Cabello leaves Berkeley tied for fourth all-time on Cal's career assist list with 18.

BOYD, HOOKER
HEADLINE PAC-10
HONOREES

Kevin Boyd became the first women's soccer coach at Cal to be named the Pac-10 Coach of the Year. Boyd is the winningest Cal women's soccer coach ever at 112-58-15. Courtney Hooker was chosen first-team All-Pac-10 after

receiving second-team recognition as a freshman the previous year. Tracy Hamm, Caroline Lea and Eisenberg garnered second-team All-Pac-10 recognition, marking the first all-conference honors for all three athletes. Nadia Al-Lami, Cabello and Chioma Igwe were given honorable mention.

HOOKER TABBED AN
ALL-AMERICAN

Hooker, who was invited to several U.S. under-20 national team camps after the 2005 season, was chosen a second-team All-American by Soccer Buzz and was named to the third team by Soccer Times. She became Cal's first All-American since Laura Schott also received second-team kudos from Soccer Buzz in 2001.

SIXTEEN BEARS
EARN CONFERENCE
ACADEMIC
DISTINCTION

Sixteen Cal players were picked honorable mention Pac-10 All-Academic. Those recognized were seniors Cabello, Eisenberg, Hamm, Sierra Schlesinger and Sulprizio; juniors Al-Lami, Anna Key, Jamie Mangiardi, Mazura, Ratican and Emily Ward; sophomores Laurie Gartrell, Hooker, Igwe, Relja and Bri Wiles.

TEAM AWARDS

Hooker was voted the team's Most Valuable Player and Defensive MVP for the 2005 season, while Eisenberg received the Most Valuable Offensive Player honor for the second time. Mangiardi was honored as the Bears' Most Improved Player, and Valerie Barnes earned the Freshman of the Year award. Other accolades went to Clute (Co-Most Inspirational), Wendell (Co-Most Inspirational), Schlesinger (Co-Golden Bear Award), Hamm (Co-Golden Bear Award) and Mazura (Coaches Award).

2005 PAC-10 CONFERENCE WOMEN'S SOCCER FINAL STANDING

	CONFERENCE							OVERALL						
	TP	W	L	T	PCT	HOME	AWAY	W	L	T	PCT	HOME	AWAY	NEUT
1. UCLA%*	23	7	0	2	.889	4-0-1	3-0-1	22	2	2	.885	11-1-1	8-0-1	3-1-0
2. California*	22	7	1	1	.833	3-1-0	4-0-1	16	4	2	.773	6-2-1	6-2-1	4-0-0
3. USC*	19	6	2	1	.722	4-0-0	2-2-2	13	6	2	.667	7-1-0	4-3-1	2-2-1
4. Stanford*	14	4	3	2	.556	2-2-1	2-1-1	10	7	3	.575	5-2-1	5-2-1	0-3-1
5. Washington State	13	4	4	1	.500	3-1-0	1-3-1	11	7	2	.600	5-2-0	4-5-2	2-0-0
Arizona*	13	4	4	1	.500	3-1-1	1-3-0	11	8	3	.568	6-2-2	3-6-1	2-0-0
Arizona State	13	4	4	1	.500	1-2-1	3-2-0	9	8	3	.525	4-4-2	3-4-0	2-0-1
8. Oregon State	10	3	5	1	.389	1-3-1	2-2-0	10	8	1	.553	5-4-1	2-4-0	3-0-0
9. Oregon	3	1	8	0	.111	0-4-0	1-4-0	9	9	1	.500	4-5-1	4-4-0	1-0-0
10. Washington	0	0	9	0	.000	0-4-0	0-5-0	0	17	3	.075	0-8-2	0-6-0	0-3-1

The Conference champion (%) is determined by highest number of points (TP); Win = 3 pts, Tie = 1 pt, Loss = 0 pts.

*NCAA Championship participant

2005 RESULTS & STATISTICS

TEAM RESULTS

OVERALL: 16-4-2 PAC-10: 7-1-1 HOME: 6-2-1 AWAY: 6-2-1 NEUTRAL: 4-0-0

Date	Opponent	Score	W/L	Scorer(s)	Keeper(s)	Record	Pac-10	Attend.
8/19	Sacramento State (Exh.)	4-0	W	Daiss, Wiles, Schlesinger, Eisenberg	Key	—	—	160
8/26	at Saint Mary's	2-1 (2OT)	W	Cabello, Eisenberg	Sulprizio	1-0-0	0-0-0	619
8/28	Missouri	0-0 (2OT)	T	—	Sulprizio	1-0-1	0-0-0	377
9/2	Montana^	3-1	W	Cabello, Eisenberg, Ratican	Sulprizio	2-0-1	0-0-0	355
9/4	UC Santa Barbara^	1-0	W	Clute	Key	3-0-1	0-0-0	525
9/9	vs. (24/NR) Dartmouth!	1-0 (2OT)	W	Eisenberg	Sulprizio	4-0-1	0-0-0	412
9/11	vs. Southern Methodist!	5-0	W	Eisenberg (2), Clute (2), Mazura	Sulprizio/Jarbo	5-0-1	0-0-0	649
9/14	Pacific	3-0	W	Cabello, Clute (2)	Sulprizio/Key	6-0-1	0-0-0	218
9/18	(4/4) Santa Clara	1-2	L	Eisenberg	Sulprizio	6-1-1	0-0-0	1350
9/23	at (15/18) Brigham Young	0-1	L	—	Sulprizio	6-2-1	0-0-0	3810
9/25	at Utah	1-0 (2OT)	W	Cabello	Sulprizio	7-2-1	0-0-0	691
10/7	Washington	1-0	W	Lea	Sulprizio	8-2-1	1-0-0	342
10/9	Washington State	3-0	W	Hamm (2), Ratican	Sulprizio	9-2-1	2-0-0	765
10/15	at (19/15) Stanford	2-0	W	Lea, Wieger	Sulprizio	10-2-1	3-0-0	1064
10/21	at Arizona	0-0 (2OT)	T	—	Sulprizio	10-2-2	3-0-1	950
10/23	at Arizona State	1-0	W	Schlesinger	Sulprizio	11-2-2	4-0-1	591
10/28	(4/4) UCLA	0-2	L	—	Sulprizio	11-3-2	4-1-1	675
10/30	USC	2-1	W	Eisenberg, Al-Lami	Sulprizio	12-3-2	5-1-1	1140
11/4	at Oregon	5-0	W	Eisenberg, Barnes, Schnugg, Cabello, Daiss	Sulprizio/Key	13-3-2	6-1-1	381
11/6	at Oregon State	4-0	W	Eisenberg (2), Cabello, Igwe	Sulprizio/Key	14-3-2	7-1-1	235
11/11	vs. Rice*	2-0	W	Eisenberg, Gartrell	Sulprizio	15-3-2	7-1-1	1479
11/13	vs. UTEP~	2-1	W	Cabello, Barnes	Sulprizio	16-3-2	7-1-1	290
11/20	at (11/7) Florida State\$	1-2	L	Ratican	Sulprizio/Key	16-4-2	7-1-1	802

^ = Cal Invitational, Berkeley

* = NCAA First Round, Austin, Texas

\$ = NCAA Third Round, Tallahassee, Fla.

Corner Kicks: Cal 81, Opp 65

! = Saint Mary's Invitational, Moraga

~ = NCAA Second Round, Austin, Texas

(#/#) indicates opponent's NSCAA/Soccer America rankings at time of game

Fouls: Cal 269, Opp 227

INDIVIDUAL SCORING

Player	GP-GS	Shots	Goals	Assists	Points	GWG	GWA	Cautions	Ejections	PK-ATT
Liz Eisenberg	22-20	34	11	4	26	7	2	0	0	1-1
Dania Cabello	22-20	47	7	5	19	2	2	0	0	0-0
Katie Ratican	22-3	35	3	6	12	0	3	0	0	0-0
Lindsay Clute	22-3	22	5	0	10	1	0	0	0	0-0
Tracy Hamm	22-22	26	2	4	8	1	0	1	0	0-0
Julia Schnugg	21-17	27	1	4	6	0	1	1	0	0-0
Valerie Barnes	19-0	20	2	1	5	1	0	0	0	0-0
Chioma Igwe	22-20	26	1	3	5	0	3	1	0	0-1
Laurie Gartrell	18-0	8	1	3	5	0	1	0	0	0-0
Caroline Lea	19-9	19	2	0	4	2	0	2	0	0-0
Sierra Schlesinger	22-17	16	1	1	3	1	0	0	0	0-0
Nadia Al-Lami	22-16	15	1	1	3	1	1	1	0	0-0
Alivia Mazura	22-22	6	1	1	3	0	1	0	0	0-0
Katherine Daiss	13-0	4	1	1	3	0	1	0	0	0-0
Stephanie Wieger	16-3	8	1	0	2	0	0	0	0	0-0
Bri Wiles	18-2	7	0	1	1	0	0	0	0	0-0
Nkechi Kanu	6-1	1	0	1	1	0	0	0	0	0-0
Courtney Hooker	22-22	2	0	0	0	0	0	1	0	0-0
Kristine Relja	21-21	3	0	0	0	0	0	1	1	0-0
Emily Ward	12-0	3	0	0	0	0	0	0	0	0-0
Caitlin Hannegan	5-0	1	0	0	0	0	0	0	0	0-0
Jamie Mangiardi	4-1	0	0	0	0	0	0	0	0	0-0
Katie Martinez	3-0	0	0	0	0	0	0	0	0	0-0
Karissa Goodwin	1-1	0	0	0	0	0	0	0	0	0-0
Beth DeAraujo	1-0	0	0	0	0	0	0	0	0	0-0
Ashley Sulprizio	21-21	0	0	0	0	0	0	0	0	0-0
Anna Key	5-1	0	0	0	0	0	0	0	0	0-0
Nicole Jarbo	1-0	0	0	0	0	0	0	0	0	0-0
Cal Totals	22	330	40	36	116	16	15	8	1	1-2
Opponent Totals	22	164	11	3	25	—	—	14	1	1-1

GOALKEEPING

Player	GP-GS	Minutes	Goals Against	GAA	Saves	ShO
Nicole Jarbo	1-0	10:22	0	0.00	0	0
Ashley Sulprizio	21-21	1898:22	10	0.47	47	10
Anna Key	5-1	176:20	1	0.51	6	0
Team	—	—	—	—	3	4
Totals	22	2085:04	11	0.47	56	14
Opponent Totals	22	2085:04	40	1.73	121	4

GOALS BY PERIOD

	1	2	OT1	OT2	Total
Cal	15	22	0	3	40
Opponents	1	9	0	1	11


CALIFORNIA RECORDS

TEAM - SEASON

Most Wins	17	2000
Fewest Losses	1	1987
Highest Winning Percentage	.941	1987
Most Goals	58	1987
Most Assists	50	1987
Most Points	178	1987
Most Saves	118	1994
Most Shutouts	14	1988, '05
Highest Goals-Per-Game Avg.	3.41	1987
Fewest Goals Allowed	11	1987, '89, '05
Fewest Times Shut Out	1	1987, '00
Lowest Goals-Against Avg.	0.47	2005
Consecutive Wins	16	1987
Longest Unbeaten Streak	16	1987
Consecutive Games		
Scoring a Goal	20	2000
Consecutive Shutouts Posted	7	1984

TEAM - GAME

Most Goals	12	vs. James Madison	9/1/00
Most Assists	9	vs. Portland State	9/6/96
	9	vs. James Madison	9/1/00
Most Points	33	vs. James Madison	9/1/00
Most Saves	14	vs. Washington St.	10/7/94
	14	vs. North Carolina	11/17/84
Largest Victory Margin			
	12	vs. James Madison	9/1/00



Brittany Kirk

INDIVIDUAL - GAME

Most Goals		
4, Laura Schott vs. James Madison	9/1/00	
4, Brittany Kirk vs. San Francisco	8/28/99	
3, Sierra Schlesinger vs. Pacific	9/26/04	
3, Liz Eisenberg vs. San Jose State	9/12/04	
3, Laura Schott vs. Arizona	11/8/02	
3, Tracy Hamm vs. Fresno State	9/22/02	
3, Laura Schott vs. San Diego	10/1/00	
3, Regina Holan vs. Arizona	10/17/99	
3, Stacy Shearer vs. N. Illinois	9/5/98	
3, Erika Hinton vs. San Diego	9/27/92	
3, Erika Hinton vs. Washington St.	9/22/91	
3, Valerie Pope vs. Cent. Florida	9/23/90	
3, Joy Biefeld vs. UC Davis	10/4/89	
3, Starr Dawson vs. San Francisco	9/19/89	
3, Joy Biefeld vs. Adelphi	11/1/87	
3, Joy Biefeld vs. UC San Diego	10/18/87	

3, Joy Biefeld vs. Wisconsin	11/1/86	
3, Andrea Rodebaugh vs. Chico St.	10/28/86	
3, Tucka Healy vs. L.B. State	9/5/85	
Most Assists		
4, Joy Biefeld vs. Florida Intl.	9/24/89	
Most Points		
9, Laura Schott vs. James Madison	9/1/00	
8, Brittany Kirk vs. San Francisco	8/28/99	
7, Laura Schott vs. Arizona	11/8/02	
7, Joy Biefeld vs. UC Davis	10/4/89	
7, Tucka Healy vs. L.B. State	9/5/85	
Most Saves		
14, Karen Cook vs. Washington St.	10/7/94	

INDIVIDUAL - SEASON

Most Goals	23, Laura Schott	2000
	23, Joy Biefeld	1987
Most Assists	14, Brandi Chastain	1986
Most Points	54, Joy Biefeld	1987
Most Saves	107, Karen Cook	1994
Lowest Goals-Against Average		
	0.45, Noreen Paris	1985
Most Shutouts	11, Karen Cook	1996
Consecutive Games Scoring a Goal		
	8, Laura Schott	2000
	8, Robyn Queen	1984
Consecutive Games With an Assist		
	5, Brandi Chastain	1986
Consecutive Games Scoring a Point		
	11, Brandi Chastain	1986

INDIVIDUAL - CAREER

Most Goals	56, Laura Schott	1999-02
Most Assists	23, Joy Biefeld	1986-89
Most Points	133, Joy Biefeld	1986-89
Most Saves	277, Maite Zabala	1997-00
Lowest Goals-Against Average		
	0.46, Noreen Paris	1985-88
Most Shutouts	26.5, Maite Zabala	1997-00

INDIVIDUAL CAREER LEADERS

GOALS

1, Laura Schott	56	1999-02
2, Joy Biefeld	55	1986-89
3, Tucka Healy	45	1982-85
4, Erika Hinton	31	1990-93
5, Winnie Burns	25	1985-88
Andrea Rodebaugh	25	1984-87

ASSISTS

1, Joy Biefeld	23	1986-89
2, Brittany Kirk	20	1999-02
Natalie Stuhlmüller	20	1997-00
4, Dania Cabello	18	2002-05
Erika Hinton	18	1990-93

POINTS

1, Joy Biefeld	133	1986-89
2, Laura Schott	128	1999-02
3, Erika Hinton	80	1990-93
Tucka Healy	80	1982-85
5, Andrea Rodebaugh	67	1984-87

SAVES

1, Maite Zabala	277	1997-00
2, Karen Cook	273	1993-96
3, Mary Harvey	156	1983-86
4, Jennifer Netherwood	143	1989-92
5, Ashley Sulprizio	141	2002-05

GOALS-AGAINST AVG.

1, Noreen Paris	0.46	1985-88
2, Linn Gassaway	0.64	1987-88
3, Ashley Sulprizio	0.73	2002-05
Mara Bloom	0.73	1989-90
5, Mary Harvey	0.76	1983-86

SHUTOUTS

1, Maite Zabala	26.5	1997-00
2, Karen Cook	22	1993-96
3, Ashley Sulprizio	20	2002-05
Mary Harvey	20	1983-86
5, Noreen Paris	14	1985-88

INDIVIDUAL SEASON LEADERS

GOALS

1, Laura Schott	23	2000
Joy Biefeld	23	1987
3, Joy Biefeld	17	1989
4, Laura Schott	15	2001
Brandi Chastain	15	1986
Tucka Healy	15	1985

ASSISTS

1, Brandi Chastain	14	1986
2, Erika Hinton	9	1990
3, Kyla Sabo	8	2000
Natalie Stuhlmüller	8	1999
Laura Schott	8	1999
Katie Anderson	8	1991
Joy Biefeld	8	1987

POINTS

1, Joy Biefeld	54	1987
2, Laura Schott	47	2000
3, Brandi Chastain	44	1986
4, Joy Biefeld	41	1989
5, Tucka Healy	34	1985

SAVES

1, Karen Cook	107	1994
2, Karen Cook	85	1995
3, Maite Zabala	84	1999
4, Maite Zabala	81	1998
5, Mary Harvey	71	1986

GOALS-AGAINST AVG.

1, Noreen Paris	0.45	1985
2, Ashley Sulprizio	0.47	2005
3, Anna Key	0.49	2004
4, Noreen Paris	0.53	1988
5, Mara Bloom	0.54	1989

SHUTOUTS

1, Karen Cook	11	1996
2, Ashley Sulprizio	10	2005
3, Maite Zabala	9.5	2000
4, Maite Zabala	9	1998
Noreen Paris	9	1985
Mary Harvey	9	1984

YEAR-BY-YEAR LEADERS

GOALS

Year	Name	Number
1983	Tucka Healy	14
1984	Robyn Queen	10
1985	Tucka Healy	15
1986	Brandi Chastain	15
1987	Joy Biefeld	23
1988	Winnie Burns	11
1989	Joy Biefeld	17
1990	Devon Fitzpatrick	8
1991	Lisa Cot	5
	Devon Fitzpatrick	5
	Erika Hinton	5
1992	Erika Hinton	14
1993	Erika Hinton	9
1994	Stephanie Harten	3
	Tiffani Hobbs	3
	Allie Kemp	3
1995	Rachel Davidson	5
1996	Kim Brown	6
	Rachel Davidson	6
	Mary Oades	6
1997	Courtney Carroll	6
1998	Kyla Sabo	8
1999	Laura Schott	11
2000	Laura Schott	23
2001	Laura Schott	15
2002	Tracy Hamm	9
2003	Kassie Doubrava	3
	Kimberly Yokers	3
2004	Liz Eisenberg	9
2005	Liz Eisenberg	11

ASSISTS

Year	Name	Number
1983	Not Available	-
1984	Trudi Sharpsteen	7
1985	Katharin Gustafson	4
	Tucka Healy	4
1986	Brandi Chastain	14
1987	Joy Biefeld	8
1988	Andrea Rodebaugh	7
1989	Joy Biefeld	7
1990	Erika Hinton	9
1991	Katie Anderson	8
1992	Devon Fitzpatrick	5
1993	Erika Hinton	5
	Alexis Thompson	5
1994	Alisha Lopez	3
1995	Allie Kemp	4
1996	Natalie Mariani	6
1997	Courtney Carroll	6
1998	Amy Balavac	4
	Natalie Stuhlmueller	4
1999	Laura Schott	8
	Natalie Stuhlmueller	8
2000	Kyla Sabo	8
2001	Brittany Kirk	7
	Kim Stockmeir	7
2002	Dania Cabello	7
2003	Amy Willison	4
2004	Chioma Igwe	5
	Stephanie Wieger	5
2005	Katie Ratican	6



Stephanie Wieger

POINTS

Year	Name	Number
1983	Not Available	-
1984	Robyn Queen	22
1985	Tucka Healy	34
1986	Brandi Chastain	44
1987	Joy Biefeld	54
1988	Winnie Burns	24
1989	Joy Biefeld	41
1990	Devon Fitzpatrick	19
1991	Katie Anderson	16
1992	Erika Hinton	29
1993	Erika Hinton	23
1994	Allie Kemp	7
1995	Allie Kemp	12
1996	Kim Brown	14
	Rachel Davidson	14
	Mary Oades	14
1997	Courtney Carroll	18
1998	Kyla Sabo	18
1999	Laura Schott	30
2000	Laura Schott	47
2001	Laura Schott	33
2002	Tracy Hamm	18
	Laura Schott	18
2003	Kassie Doubrava	8
	Amy Willison	8
	Kimberly Yokers	8
2004	Liz Eisenberg	21
2005	Liz Eisenberg	26

SAVES

Year	Name	Number
1983	Not Available	-
1984	Mary Harvey	54
1985	Mary Harvey	31
1986	Mary Harvey	71
1987	Linn Gassaway	35
1988	Noreen Paris	38
1989	Mara Bloom	24
1990	Mara Bloom	56
1991	Jennifer Netherwood	54
1992	Jennifer Netherwood	47

1993	Kyla Schmedding	66
1994	Karen Cook	107
1995	Karen Cook	85
1996	Karen Cook	69
1997	Maite Zabala	47
1998	Maite Zabala	81
1999	Maite Zabala	84
2000	Maite Zabala	65
2001	Mallory Moser	69
2002	Sani Post	59
2003	Anna Key	52
2004	Ashley Sulprizio	45
2005	Ashley Sulprizio	47

GOALS-AGAINST AVG.


Year	Name	Average
1983	Not Available	-
1984	Mary Harvey	0.94
1985	Noreen Paris	0.45
1986	Mary Harvey	0.55
1987	Linn Gassaway	0.63
1988	Noreen Paris	0.53
1989	Mara Bloom	0.54
1990	Mara Bloom	0.94
1991	Jennifer Netherwood	1.09
1992	Jennifer Netherwood	1.07
1993	Kyla Schmedding	1.05
1994	Karen Cook	1.65
1995	Karen Cook	1.44
1996	Karen Cook	0.66
1997	Jill Stephenson	0.92
1998	Maite Zabala	0.97
1999	Maite Zabala	1.04
2000	Maite Zabala	0.64
2001	Mallory Moser	1.08
2002	Sani Post	0.94
2003	Anna Key	1.16
2004	Anna Key	0.49
2005	Ashley Sulprizio	0.47

SHUTOUTS

Year	Name	Number
1983	Not Available	-
1984	Mary Harvey	9
1985	Noreen Paris	9
1986	Mary Harvey	7
1987	Linn Gassaway	7
1988	Noreen Paris	5
1989	Mara Bloom	3
1990	Jennifer Netherwood	4
1991	Jennifer Netherwood	2
	Kyla Schmedding	2
1992	Jennifer Netherwood	3
1993	Kyla Schmedding	5
1994	Karen Cook	5
1995	Karen Cook	5
1996	Karen Cook	11
1997	Jill Stephenson	4
1998	Maite Zabala	9
1999	Maite Zabala	6
2000	Maite Zabala	9.5
2001	Mallory Moser	5
2002	Sani Post	4
2003	Anna Key	5
2004	Ashley Sulprizio	6
2005	Ashley Sulprizio	10

Bold indicates current player

CAL HONORS & AWARDS



Joy Fawcett

NSCAA ALL-AMERICAN

- 1982 Lesle Gallimore
- 1983 Lesle Gallimore (second team)
Katharin Gustafson (third team)
Tucka Healy (third team)
- 1984 Lesle Gallimore
Trudi Sharpsteen (second team)
- 1985 Lesle Gallimore (second team)
Tucka Healy (third team)
- 1986 Katharin Gustafson
- 1987 Joy (Biefeld) Fawcett
Denise Garcia (second team)
Kathy Ridgewell (third team)
- 1988 Joy (Biefeld) Fawcett
Valerie Pope (second team)
- 1989 Joy (Biefeld) Fawcett
Valerie Pope (second team)
- 1993 Erika Hinton (second team)
- 2000 Laura Schott

SOCCER AMERICA MVP


- 2000 Laura Schott

SOCCER BUZZ ALL-AMERICAN

- 2000 Laura Schott
Tami Pivnick (third team)
- 2001 Laura Schott (second team)
- 2005 **Courtney Hooker (second team)**

SOCCER TIMES

- 2005 **Courtney Hooker (third team)**



Laura Schott

COLLEGESOCCER.COM ALL-AMERICAN


- 2001 Laura Schott (second team)

FRESHMAN ALL-AMERICAN

- 1990 Erika Hinton
- 2004 **Courtney Hooker (Soccer Buzz)**

ALL-CONFERENCE *

- 1982 Janet Coffey
Jodi Fechner
Lesle Gallimore
Katharin Gustafson
Trudi Sharpsteen
Jenny Thomas
- 1995 Rachel Davidson (second team)
Alisha Lopez (second team)
- 1996 Allie Kemp
Berkley Bowers (second team)
Kim Brown (second team)
Rachel Davidson (second team)
- 1997 Kim Brown
Courtney Carroll (second team)
Ryan McManus (second team)
Maite Zabala (second team)
- 1998 Natalie Stuhlmueller
Maite Zabala
Ryan McManus (second team)
- 1999 Natalie Stuhlmueller
Maite Zabala
Laura Schott (second team)
- 2000 Laura Schott
Tami Pivnick (second team)
Natalie Stuhlmueller (second team)



Anna Key

- 2001 Laura Schott
Mallory Moser (second team)
Kimberly Yokers (second team)
- 2002 Laura Schott
Kimberly Yokers
- 2003 Kimberly Yokers
Ashley Valenzuela (second team)
- 2004 **Courtney Hooker (second team)**
- 2005 **Courtney Hooker**
Liz Eisenberg (second team)
Tracy Hamm (second team)
Caroline Lea (second team)

* Pac-10 began sponsoring women's soccer in 1995

PAC-10 COACH OF THE YEAR

- 2005 **Kevin Boyd**

NSCAA ALL-REGION

- 1985 Lesle Gallimore
Tucka Healy
Andrea Rodenbaugh
Trudi Sharpsteen
Jenny Thomas
- 1986 Brandi Chastain
Katharin Gustafson
Mary Harvey
Lori Lammle
Andrea Rodenbaugh
- 1987 Joy (Biefeld) Fawcett
Denise Garcia
Kathy Ridgewell
- 1988 Joy (Biefeld) Fawcett
Valerie Pope
Jill Scarcia




Katie Ratican

- 1989 Joy (Biefeld) Fawcett
Valerie Pope
Andrea Archer (second team)
Jill Scarcia (second team)
- 1990 Valerie Pope
Devon Fitzpatrick (second team)
- 1991 Devon Fitzpatrick
Erika Hinton
Molly Goodwin (second team)
- 1992 Erika Hinton
Devon Fitzpatrick (second team)
- 1993 Erika Hinton
Sonia Freeman (second team)
Stephanie Harten (second team)
- 1995 Allie Kemp (third team)
- 1997 Kim Brown
- 1998 Natalie StuhlmueLLer (second team)
- 1999 Natalie StuhlmueLLer (third team)
- 2000 Laura Schott
Tami Pivnick (third team)
- 2001 Laura Schott (second team)
Kimberly Yokers (third team)
- 2002 Kimberly Yokers (second team)
Laura Schott (third team)
- 2003 Kimberly Yokers (second team)
- 2004 Courtney Hooker (third team)**
- 2005 Tracy Hamm (second team)
Courtney Hooker (second team)
Caroline Lea (third team)

SOCCKER BUZZ ALL-WEST

- 1996 Berkley Bowers (third team)
- 1997 Kim Brown (second team)
- 1998 Natalie StuhlmueLLer (second team)
- 1999 Laura Schott (second team)
Natalie StuhlmueLLer (third team)
- 2000 Laura Schott
Tami Pivnick (third team)
- 2001 Laura Schott
Kimberly Yokers (third team)



Emily Ward

- 2002 Laura Schott (third team)
Kimberly Yokers (third team)
- 2003 Kimberly Yokers (third team)
- 2004 Courtney Hooker (third team)**
- 2005 Courtney Hooker**
Tracy Hamm (second team)
Liz Eisenberg (third team)

NATIONAL PLAYER OF THE YEAR

- 88-88 Joy (Biefeld) Fawcett

NATIONAL GOALKEEPER OF THE YEAR

- 1986 Mary Harvey


NATIONAL FRESHMAN OF THE YEAR

- 1986 Brandi Chastain

U.S. OLYMPIC TEAM

- 1996 Brandi Chastain
Joy (Biefeld) Fawcett
Mary Harey
- 2000 Brandi Chastain
Joy (Biefeld) Fawcett
- 2004 Brandi Chastain
Joy (Biefeld) Fawcett

NOTE: Katie Ratican and Emily Ward were among 16 Cal players to earn honorable mention Pac-10 All-Academic in 2005.



Jenny Wendell

U.S. WORLD CUP TEAM

- 1991 Brandi Chastain
Joy (Biefeld) Fawcett
Mary Harvey
- 1995 Joy (Biefeld) Fawcett
Mary Harvey
- 1999 Brandi Chastain
Joy (Biefeld) Fawcett
- 2003 Joy (Biefeld) Fawcett

PAC-10 ALL-ACADEMIC

- 1993 Kerry Benefield
Erika Hinton
Alexis Thompson
- 1994 Kerry Benefield
Karen Cook (second team)
Rachel Davidson (second team)
- 1995 Rachel Davidson
Karen Cook (second team)
- 1996 Karen Cook
Rachel Davidson
- 1999 Tami Pivnick (second team)
Jill Stephenson (second team)
Maite Zabala (second team)
- 2000 Brittany Kirk
Tami Pivnick
Shanon McNab (second team)
Lee Ann Morton (second team)
Kim Stockmeir (second team)
- 2001 Brittany Kirk
Kim Stockmeir
Shannon McNab (second team)
Katie Pittman (second team)
- 2002 Brittany Kirk
Sani Post
- 2003 Sierra Schlesinger (second team)
Kim Stockmeir (second team)
Kimberly Yokers (second team)
- 2004 Jenny Wendell**
Anna Key (second team)

YEAR-BY-YEAR RESULTS

1982

Coach: Pat Keohane**Record: 6-0-0**

10-15	^Metro State	W	5-0
10-16	^Colorado State	W	6-0
10-17	at Colorado College	W	3-1
10-22	at Santa Clara	W	4-0
10-25	# Santa Clara	W	2-1
10-30	Colorado College	W	2-1

^ = at Colorado College, Colorado Springs, CO
= Played at College of Marin (CA)

1983

Coach: Bill Merrell**Record: 10-2-3****NCAA Quarterfinals**

9-2	Sonoma State	T	0-0
9-8	UC Santa Barbara	W	7-0
9-17	San Francisco State	W	5-0
9-22	^Connecticut	L	2-1 (OT)
9-23	^Massachusetts	T	0-0
9-24	^Adelphi	W	6-0
10-1	Stanford	W	7-1
10-4	CSU Chico	W	2-1
10-7	#UC San Diego	W	6-0
10-11	at Saint Mary's	T	1-1
10-18	at Santa Clara	W	3-0
10-22	at UC Santa Barbara	W	2-1
10-29	CSU Hayward	W	4-2
11-6	*Cincinnati	W	5-0
11-19	*North Carolina	L	5-2

^ = at Tournament of Champions, Cortland, NY
= at All-Cal Tournament, Irvine, CA
* = NCAA Tournament

1984

Coach: Bill Merrell**Record: 13-5-1****NCAA Semifinals**

9-5	UC Santa Barbara	W	2-1
9-8	CSU Hayward	W	3-0
9-15	at Stanford	W	1-0
9-20	^George Mason	L	2-0
9-22	^Connecticut	L	2-1
9-22	^Massachusetts	T	2-2
9-23	^Cortland State	W	2-0
9-28	Saint Mary's	W	3-1
10-6	at Sonoma State	W	2-0
10-13	Santa Clara	W	3-2
10-20	UC Davis	W	6-0
10-23	San Francisco State	W	3-0
10-26	#Westmont	W	5-0
10-27	#CSU Dom. Hills	W	1-0
10-28	#Colorado College	W	4-0
11-4	*UC Santa Barbara	W	2-0
11-11	*Colorado College	W	1-0 (OT)
11-17	*North Carolina	L	2-1 (OT)
11-18	*Massachusetts	L	4-1

^ = at Tournament of Champions, Cortland, NY
= at Nike Cup, Santa Barbara, CA
* = NCAA Tournament

1985

Coach: Bill Merrell**Record: 13-4-2**

9-5	^Long Beach State	W	8-0
9-6	^Western Wash.	W	4-0
9-7	^Sonoma State	W	2-0
9-10	San Francisco State	W	3-0

9-13	Sonoma State	W	3-1
9-19	at Colorado College	L	2-1 (OT)
9-21	at North Carolina	L	2-
9-22	at George Mason	L	2-0
9-27	Stanford	W	4-0
10-1	at Saint Mary's	T	0-0
10-4	CSU Hayward	L	3-2
10-11	UC Davis	W	2-0
10-17	San Francisco	W	4-0
10-20	at Santa Clara	W	4-2
10-23	at CSU Chico	W	1-0
10-26	CSU Dom. Hills	W	2-0
11-1	#Texas A&M	W	3-0
11-2	#Vermont	W	3-0
11-3	#UC Santa Barbara	T	0-0

^ = at West Coast Soccer Classic, Chico, CA
= at Nike Cup, Santa Barbara, CA

1986

Coach: Peter Reynaud**Record: 16-3-1****NCAA Quarterfinals**

9-3	at CSU Hayward	L	1-0
9-6	at CSU Dom. Hills	T	1-1
9-7	at Long Beach State	W	6-1
9-13	at San Francisco State	W	5-1
9-18	at Boston College	W	3-2
9-20	at Connecticut	W	1-0
9-23	San Francisco	W	4-0
9-26	Portland	W	5-0
9-30	at UC Davis	W	2-1
10-3	Santa Clara	W	4-0
10-5	at Sonoma State	W	3-0
10-13	No. Colorado	W	3-0
10-15	Saint Mary's	W	2-0
10-18	at Stanford	W	4-1
10-25	UC Santa Barbara	W	1-0
10-28	CSU Chico	W	6-0
10-31	^Colorado College	L	1-0
11-1	^Wisconsin	W	4-1
11-8	*CSU Hayward	W	2-0
11-15	*Colorado College	L	1-0

^ = at Women's Soccer Cup, Santa Barbara, CA
* = NCAA Tournament

1987

Coach: Jean-Paul Verhees**Record: 16-1-0****NCAA Semifinals**

9-5	CSU Dom. Hills	W	7-1
9-16	San Francisco State	W	4-0
9-18	at Central Florida	W	3-1
9-20	\$Cincinnati	W	2-0
9-25	at UC Santa Barbara	W	4-0
10-3	Sonoma State	W	3-0
10-6	at Saint Mary's	W	2-1
10-9	Stanford	W	5-0
10-11	UC Davis	W	3-0
10-14	CSU Hayward	W	4-2
10-17	\$UC Irvine	W	7-1
10-18	\$UC San Diego	W	4-0
10-24	at Santa Clara	W	2-1
10-31	\$Colorado	W	1-0
11-1	\$Adelphi	W	4-0
11-15	*UC Santa Barbara	W	3-0
11-21	*North Carolina	L	4-0

\$ = Neutral Site Match
* = NCAA Tournament

1988

Coach: Jean-Paul Verhees**Record: 16-5-2****NCAA Semifinals**

8-31	at CSU Chico	W	2-0
9-4	Saint Mary's	W	3-0
9-6	at UC Davis	W	2-0
9-9	Western Wash.	W	5-0
9-11	Santa Clara	W	3-0
9-13	at San Francisco State	W	2-0
9-15	at NC State	L	3-0
9-17	at North Carolina	L	1-0
9-18	\$George Mason	W	2-0
9-24	\$Florida International	W	5-0
9-25	\$US International	W	3-0
9-30	at CSU Hayward	L	2-0
10-6	Puget Sound	W	4-0
10-9	Portland	W	4-0
10-11	San Francisco	W	2-0
10-14	UC Santa Barbara	T	1-1
10-16	UC Davis	W	2-1
10-22	at Stanford	T	1-1 (OT)
10-25	at Saint Mary's	L	1-0
11-1	at Santa Clara	W	1-0
11-5	*Saint Mary's	W	2-0
11-12	*Colorado College	W	2-1 (OT)
11-19	*NC State	L	1-0

\$ = Neutral Site Match
* = NCAA Tournament

1989

Coach: Bill Merrell**Record: 14-3-1**

9-2	at Oregon State	W	6-0
9-3	at Portland	W	3-0
9-5	San Francisco State	W	1-0
9-8	UC Irvine	W	3-0
9-9	CSU Chico	W	2-1
9-13	Santa Clara	L	3-2
9-15	Texas Christian	W	2-0
9-19	San Francisco	W	5-1
9-23	NC State	W	2-0
9-24	U.S. International	W	2-0
9-28	Saint Mary's	L	1-0
10-4	UC Davis	W	6-0
10-12	at Santa Clara	W	2-1
10-15	Stanford	T	0-0 (OT)
10-20	at UC Santa Barbara	L	2-1
10-22	at UC Irvine	W	4-0
10-26	CSU Hayward	W	3-1
10-28	Wisconsin	W	2-1 (OT)

1990

Coach: Bill Berrell**Record: 11-6-1**

8-29	Sonoma State	W	2-1
9-1	\$Wisconsin	L	1-0 (OT)
9-3	at Portland	T	0-0 (OT)
9-6	Washington State	W	4-0
9-10	Oregon State	W	2-1
9-15	at Massachusetts	L	3-0
9-16	^Boston College	W	5-0
9-18	at Hartford	W	2-1
9-23	Central Florida	W	4-2
9-26	at Santa Clara	L	2-1
10-3	at Stanford	L	1-0
10-7	at Saint Mary's	L	3-1
10-12	Portland	W	2-0
10-18	at San Diego State	W	2-0
10-20	at U.S. International	W	2-1
10-21	at UC Irvine	W	1-0
10-24	at San Francisco	W	1-0
10-27	UC Santa Barbara	L	2-0

\$ = Neutral Site Match, Portland, OR
^ = Neutral Site Match, Amherst, MA

1991

Coach: Andy Bonchonsky

Record: 9-8-0

9-8	Colorado College	L	1-0
9-14	\$Massachusetts	L	3-1
9-15	\$Southern Methodist	W	3-1
9-17	at Wisconsin	L	1-0
9-21	^Oregon State	W	7-0
9-22	at Washington State	W	4-1
9-26	San Diego State	W	2-1
9-29	Hartford	W	1-0
10-2	at CSU Hayward	W	2-0
10-6	North Carolina	L	2-0
10-9	San Francisco	W	2-0
10-12	Washington	W	4-0

10-19	at San Francisco State	W	3-0
10-23	Stanford	L	1-0
10-26	at UC Santa Barbara	L	2-0
10-30	Santa Clara	L	1-0
11-3	Saint Mary's	L	3-0

\$ = Neutral Site Match, Madison, WI

^ = Neutral Site Match, Pullman, WA

1992

Coach: Andy Bonchonsky

Record: 8-8-2

9-7	Cal Poly SLO	W	2-0
9-9	UC Irvine	W	2-0
9-12	at Hartford	L	2-1
9-13	\$Connecticut	L	2-1

9-18	Washington State	T	1-1 (OT)
9-20	Puget Sound	W	2-0
9-24	at Santa Clara	L	2-0
9-27	San Diego	W	4-0
9-30	at Saint Mary's	L	1-0
10-9	at San Diego State	L	4-1
10-10	^Colorado College	T	2-2 (OT)
10-14	at Stanford	L	1-0
10-17	at Portland	L	2-1
10-18	*Washington	W	1-0
10-21	at San Francisco	L	2-1
10-25	UC Santa Barbara	W	4-1
10-28	San Francisco State	W	2-0
11-1	Michigan State	W	2-1

\$ = Neutral Site Match, Hartford, CT

^ = Neutral Site Match, Olympia, WA

* = Neutral Site Match, San Diego, CA

CAL vs. ALL OPPONENTS

Opponent	W-L-T	Streak
Adelphi	2-0-0	W2
Air Force	First Meeting	
Arizona	10-0-1	T1
Arizona State	5-3-1	W1
Arkansas	2-0-0	W2
Boise State	First Meeting	
Boston College	2-0-0	W2
Brigham Young	0-3-0	L3
Buffalo University	1-0-0	W1
Cal Poly	3-1-0	W2
CSU Dominguez Hills	3-0-1	W1
CSU Fullerton	0-1-0	L1
CSU Hayward	6-3-0	W2
Central Florida	2-0-0	W2
Chico State	5-0-0	W5
Cincinnati	2-0-0	W2
Colgate	2-0-0	W2
Colorado	2-0-0	W2
Colorado College	8-4-2	W2
Colorado State	1-0-0	W1
Connecticut	1-4-0	L2
Cortland State	0-1-0	L1
Creighton	1-0-0	W1
Dartmouth	1-0-0	W1
Dayton	1-0-0	W1
Denver	1-0-0	W1
Duke	1-1-0	L1
Florida International	1-0-0	W2
Florida State	0-1-0	L1
Fresno State	4-0-0	W4
George Mason	1-2-0	W1
Hartford	3-2-0	L1
Hawaii	1-0-0	W1
Indiana	First Meeting	
James Madison	1-0-0	W1
Kansas	First Meeting	
Kent State	1-0-0	W1
Long Beach State	2-0-0	W2
Loyola Marymount	0-1-0	L1
Marquette	1-0-0	W1
Massachusetts	1-3-2	W1
Metro State	1-0-0	W1
Michigan	1-0-1	W1
Missouri	1-1-1	T1
Montana	3-0-1	W1
Navy	1-0-0	W1
New Mexico	1-0-0	W1
North Carolina	0-9-0	L9
NC State	1-2-0	W1
UNC Greensboro	1-0-0	W1
Northern Colorado	1-0-0	W1
Northern Illinois	1-0-0	W1

Northwestern	0-1-0	L1
Ohio State	1-0-0	W1
Oregon	8-1-0	W2
Oregon State	12-2-1	W1
Pacific	5-1-0	W3
Pennsylvania	2-0-0	W2
Pepperdine	0-0-2	T2
Portland	3-4-2	L3
Portland State	1-0-0	W1
Princeton	0-0-1	T1
Providence	1-0-0	W1
Purdue	1-0-0	W1
Puget Sound	2-0-0	W2
Rice	1-0-0	W1
Sacramento State	1-0-0	W1
Saint Mary's (CA)	12-8-3	W2
San Diego	2-1-2	W1
San Diego State	5-3-0	W2
San Francisco	9-3-2	T1
San Francisco State	9-0-0	W9
San Jose State	3-0-0	W3
Santa Clara	13-13-3	L3
Sonoma State	6-0-1	W6
Southern Methodist	3-0-0	W3
Stanford	10-11-3	W1
Tennessee	1-0-0	W1
Texas	1-1-0	L1
Texas A&M	2-1-0	W1
Texas Christian	1-0-0	W1
Tulsa	0-0-1	T1
UC Davis	7-0-1	T1
UC Irvine	8-0-0	W8
UCLA	4-8-0	L1
UC San Diego	2-0-0	W2
UC Santa Barbara	10-5-3	W2
UNLV	1-0-0	W1
USC	5-6-0	W1
U.S. International	3-0-0	W3
Utah	3-0-0	W3
UTEP	1-0-0	W1
Vanderbilt	First Meeting	
Vermont	1-0-0	W1
Virginia	0-1-0	L1
Wake Forest	2-1-0	L1
Washington	6-9-0	W1
Washington State	10-3-3	W2
Western Washington	2-0-0	W2
Westmont	1-0-0	W1
William & Mary	1-0-0	W1
Wisconsin	3-2-0	W1
Xavier	1-0-0	W1
Yale	1-0-0	W1

2006 opponents in bold

1993

Coach: Andy Bonchonsky

Record: 10-4-4

NCAA First Round

9-6	Buffalo	W	4-0
9-10	San Diego State	W	1-0
9-13	Oregon State	W	1-0 (OT)
9-17	at Colorado College	W	4-0
9-19	\$Tulsa	T	3-3 (OT)
9-23	UC Davis	T	0-0 (OT)
9-29	Saint Mary's	W	2-1
10-1	at Washington State	T	2-2 (OT)
10-3	^Arkansas	W	2-1
10-7	Washington	W	2-0
10-10	Portland	T	2-2 (OT)
10-13	at Pacific	W	2-0
10-17	Santa Clara	W	1-0
10-20	San Francisco	L	1-0 (OT)
10-23	Stanford	L	4-0
10-29	at UC Irvine	W	1-0
1031	at UC Santa Barbara	L	1-0
11-13	*at Stanford	L	2-0

\$ = Neutral Site Match, Colorado Springs, CO

^ = Neutral Site Match, Pullman, WA

* = NCAA Tournament

1994

Coach: Andy Bonchonsky

Record: 5-9-4

9-3	\$Providence	W	4-1
9-5	\$Connecticut	L	1-0
9-9	UC Irvine	W	2-1
9-11	Colorado College	T	0-0 (OT)
9-16	at Oregon State	L	5-1
9-18	at Portland	L	7-1
9-25	at Stanford	L	1-0
9-30	^North Carolina	L	7-0
10-2	^Duke	L	4-2
10-7	*Washington State	W	1-0
10-9	at Washington	L	3-1
10-14	UC Santa Barbara	T	0-0 (OT)
10-16	at San Francisco	T	1-1 (OT)
10-21	at San Diego State	L	3-1
10-23	at San Diego	T	0-0 (OT)
10-27	at Saint Mary's	W	3-1 (OT)
10-30	at Santa Clara	L	2-0
11-5	UCLA	W	1-0

\$ = Neutral Site Match, Pleasanton Sports Park

^ = Neutral Site Match, St. Louis, MO

* = Neutral Site Match, Seattle, WA

1995

Coach: Andy Bonchonsky
Record: 8-10-1/3-4/T5th Pac-10+

9-2	\$Virginia	L	3-2
9-3	\$Colgate	W	2-0
9-8	Yale	W	2-1
9-10	at Cal Poly SLO	L	2-1
9-16	Sacramento State	W	3-1
9-20	+at Stanford	L	2-0
9-24	Pacific	T	0-0 (OT)
9-27	at Saint Mary's	W	2-1
9-30	+Washington State	W	1-0
10-6	+at UCLA	L	2-0
10-8	at UC Santa Barbara	L	1-0
10-13	+at Oregon State	L	2-0
10-14	^Montana	W	2-0
10-20	+Washington	L	4-1 (OT)
10-22	+USC	W	1-0
10-25	at San Francisco	L	2-0
10-28	Portland	L	4-0
11-3	+Arizona	W	3-2
11-5	Santa Clara	L	3-0

\$ = Neutral Site Match, Pleasanton Sports Park

^ = Neutral Site Match, Corvallis, OR

1996

Coach: Andy Bonchonsky
Record: 13-3-2/5-2/2nd Pac-10+

8-30	Pacific	W	2-1
9-1	Colorado	W	2-0
9-6	Portland State	W	6-0
9-10	+Oregon State	W	3-0
9-13	Hartford	W	5-0
9-15	Saint Mary's	L	2-1
9-20	at Michigan	T	2-2 (OT)
9-22	at Michigan State	W	3-1
10-4	+at USC	W	1-0
10-6	at UC Irvine	W	1-0
10-11	+Arizona	W	3-0
10-18	+at Washington State	L	1-0
10-20	+at Washington	L	4-0
10-25	San Francisco	W	1-0
10-27	+UCLA	W	2-1 (OT)
11-1	Cal Poly SLO	W	2-0
11-5	at Santa Clara	T	0-0 (OT)
11-10	+Stanford	W	1-0

1997

Coach: Kevin Boyd
Record: 11-7-1/6-3/4th Pac-10+

8-30	Utah	W	5-2
9-1	Northwestern	L	2-1 (OT)
9-5	at San Diego	T	2-2 (OT)
9-7	at Cal State Fullerton	L	1-0
9-12	UC Santa Barbara	W	1-0
9-14	Saint Mary's	W	1-0
9-21	Santa Clara	L	2-1
9-26	vs. North Carolina	L	1-0
9-28	vs. Massachusetts	W	2-1
10-3	at Cal Poly SLO	W	2-1 (OT)
10-10	+UCLA	L	1-0
10-12	+USC	L	2-1
10-17	+at Stanford	L	3-1
10-24	+Washington	W	2-0
10-26	+Washington State	W	1-0
10-31	+at Oregon	W	1-0
10-2	+at Oregon State	W	4-1
11-7	+at Arizona	W	2-0
11-9	+at Arizona State	W	4-0

1998

Coach: Kevin Boyd
Record: 13-8-0/7-2/T1st Pac-10+
NCAA First Round

9-5	^Northern Arizona	W	8-0
9-6	^San Diego	L	2-1
9-11	&Montana	W	1-0
9-13	&San Diego State	L	2-0
9-18	%Utah	W	4-0
9-20	at Portland	L	3-1
9-24	at Santa Clara	L	1-0
9-27	San Jose State	W	3-0
10-2	Brigham Young	L	4-3
10-4	Southern Methodist	W	3-0
10-9	+Arizona	W	4-1
10-11	+Arizona State	W	2-1 (2OT)
10-16	+at UCLA	W	2-1 (2OT)
10-18	+at USC	L	2-0
10-22	at Saint Mary's	W	1-0
10-25	+Stanford	W	1-0 (OT)
10-30	+at Washington	L	1-0
11-1	+at Washington State	W	3-0
11-6	+Oregon	W	2-1 (OT)
11-8	+Oregon State	W	5-0
11-11	*at Pacific	L	2-1

^ = at Cal Invitational, Livermore, CA

& = at Cal Poly Tournament, San Luis Obispo, CA

% = Neutral Site Match, Seattle, WA

* = NCAA Tournament, Stockton, CA

1999

Coach: Kevin Boyd
Record: 13-7-1/6-3/4th Pac-10+
NCAA First Round

8-26	Santa Clara	L	2-0
8-28	at San Francisco	W	7-0
9-4	^William & Mary	W	2-1
9-5	^San Diego State	W	1-0 (2OT)
9-10	at Pepperdine	T	2-2 (2OT)
9-12	at Loyola Marymount	L	1-0
9-19	Arkansas	W	2-0
9-24	&New Mexico	W	2-1
9-26	&at UNC Greensboro	W	4-0
10-1	%Tennessee	W	2-1
10-3	%Duke	L	1-0
10-8	+at Oregon State	W	2-0
10-10	+at Oregon	W	1-0
10-15	+at Arizona State	L	2-0
10-17	+at Arizona	W	3-0
10-22	+USC	L	2-1 (2OT)
10-24	+UCLA	L	3-2 (OT)
10-29	+at Stanford	W	2-1 (OT)
11-5	+Washington State	W	6-2

CAL NCAA TOURNAMENT RESULTS (10-14 OVERALL)

Year	Round	Site	Opponent	Result	Score
1983—5th place (tie)					
	First	Berkeley, CA	Cincinnati	W	5-0
	Quarterfinal	Chapel Hill, NC	North Carolina	L	5-2
1984—4th place					
	First	Berkeley, CA	UC Santa Barbara	W	2-0
	Quarterfinal	Berkeley, CA	Colorado College	W	1-0 (OT)
	Semifinal	Chapel Hill, NC	North Carolina	L	2-1 (OT)
	Consolation	Chapel Hill, NC	Massachusetts	L	4-1
1986—5th place (tie)					
	First	Berkeley, CA	Cal State Hayward	W	2-0
	Quarterfinal	Colorado Springs, CO	Colorado College	L	1-0
1987—3rd place (tie)					
	First	Bye			
	Quarterfinal	Berkeley, CA	UC Santa Barbara	W	3-0
	Semifinal	Amherst, MA	North Carolina	L	4-0
1988—3rd place (tie)					
	First	Berkeley, CA	St. Mary's	W	2-0
	Quarterfinal	Colorado Springs, CO	Colorado College	W	2-1 (OT)
	Semifinal	Chapel Hill, NC	North Carolina State	L	1-0
1993—9th place (tie)					
	First	Stanford, CA	Stanford	L	2-0
1998—33rd place (tie)					
	First	Stockton, CA	Pacific	L	2-1
1999—33rd place (tie)					
	First	Provo, UT	Brigham Young	L	2-0
2000—17th place (tie)					
	First	Bye			
	Second	Berkeley, CA	Santa Clara	L	2-0
2001—33rd place (tie)					
	First	Stanford, CA	Saint Mary's	L	3-2
2002—17th place (tie)					
	First	Stanford, CA	Denver	W	2-0
	Second	Stanford, CA	Stanford	L	1-0 (OT)
2004—33rd place (tie)					
	First	Santa Clara, CA	Santa Clara	L	2-1
2005—9th place (tie)					
	First	Austin, TX	Rice	W	2-0
	Second	Austin, TX	UTEP	W	2-1
	Third	Tallahassee, FL	Florida State	L	2-1

11-7 +Washington W 3-1
 11-10 *at Brigham Young L 2-0
 ^ = Cal Invitational, Livermore, CA
 & = at adidas/Spartan Classic, Greensboro, NC
 % = Golden Gate Classic, Berkeley, CA
 * = NCAA Tournament, Provo, UT

2000

Coach: Kevin Boyd
Record: 17-3-1/7-2/2nd Pac-10+
NCAA Second Round

8-25	San Francisco	W	3-0
9-1	^James Madison	W	12-0
9-3	^Navy	W	1-0
9-8	@Xavier	W	3-0
9-10	@Kent State	W	2-0
9-15	!at Wake Forest	W	2-1
9-17	!Missouri	W	2-1 (OT)
9-22	&at San Jose State	W	4-0
9-24	&Santa Clara	T	1-1 (2OT)
9-29	#Colorado College	W	2-1
10-1	#San Diego	W	3-0
10-6	+at Washington State	W	2-1
10-8	+at Washington	L	2-1
10-15	+Stanford	W	2-0
10-20	+Arizona State	W	3-0
10-22	+Arizona	W	2-0
10-27	+at USC	W	2-1 (2OT)
10-29	+at UCLA	L	4-1
11-3	+Oregon State	W	2-0
11-5	+Oregon	W	4-0
11-11	*Santa Clara	L	2-0

^ = Cal Invitational, Berkeley, CA
 @ = at LMU/FILA Tournament, Los Angeles, CA
 ! = at Wake Forest/Nike Tournament, Winston Salem, NC
 & = at Bay Area Final Four, San Jose, CA
 # = Golden Gate Classic, Berkeley, CA
 * = at NCAA Tournament, Berkeley, CA

2001

Coach: Kevin Boyd
Record: 12-7-2/4-4-1/T5th Pac-10+
NCAA First Round

8-31	^Pacific	W	4-0
9-2	^Michigan	W	4-2
9-7	at Texas	W	2-1
9-9	at Texas A&M	L	3-1
9-17	at Santa Clara	W	2-1
9-21	at UNLV	W	3-1
9-23	at San Diego State	W	3-1
9-28	Fresno State	W	2-0
10-1	Hawaii	W	4-0
10-5	Saint Mary's	L	1-0 (OT)
10-7	at San Francisco	T	3-3 (2OT)
10-12	+at Oregon	W	3-0
10-14	+at Oregon State	W	2-0
10-19	+Washington	L	1-0
10-21	+Washington State	L	2-0
10-28	+at Stanford	L	2-1
11-2	+at Arizona	W	2-1 (OT)
11-4	+at Arizona State	T	1-1 (2OT)
11-9	+UCLA	L	2-0
11-11	+USC	W	1-0 (2OT)
11-16	*Saint Mary's	L	3-2

^ = Cal Invitational, Berkeley, CA
 * = at NCAA Tournament, Stanford, CA

2002

Coach: Kevin Boyd
Record: 12-8-1/4-5/T6th Pac-10+
NCAA Second Round

8-31	San Francisco (exh.)	W	4-0
8-30	^Ohio State	W	2-0
9-1	^Purdue	W	2-0
9-6	Texas	L	2-1
9-8	Texas A&M	W	1-0
9-13	Santa Clara	W	2-1
9-15	at Saint Mary's	T	1-1 (OT)
9-22	at Fresno State	W	4-1
9-27	at Pennsylvania	W	4-2
9-29	at Harvard	L	3-1
10-4	Wake Forest	W	1-0
10-11	+at UCLA	L	1-0
10-13	+at USC	L	2-0
10-18	+Oregon	W	2-0
10-20	+Oregon State	W	3-1
10-25	+at Washington	L	2-1
10-27	+at Washington State	L	2-0
11-2	+Stanford	L	2-1
11-8	+Arizona	W	4-1
11-10	+Arizona State	W	2-1
11-15	*Denver	W	2-0
11-17	*at Stanford	L	1-0 (OT)

^ = Cal Invitational, Berkeley, CA
 * = at NCAA Tournament, Stanford, CA

2003

Coach: Kevin Boyd
Record: 7-8-4/2-6-1/T9th Pac-10+

8-22	San Jose State (exh.)	W	9-1
8-29	^Wisconsin	W	2-1
8-31	^Montana	T	1-1 (OT)
9-7	at Santa Clara	T	0-0 (2OT)
9-14	Fresno State	W	2-0
9-19	Dayton	W	2-0
9-21	Princeton	T	1-1 (OT)
9-26	#Wake Forest	L	2-1
9-28	at Colorado College	W	1-0
10-3	at Missouri	L	1-0
10-5	at Marquette	W	2-0
10-10	+at Arizona State	L	3-2
10-12	+at Arizona	W	3-0
10-17	+USC	L	1-0
10-19	+UCLA	L	1-0
10-24	+at Oregon State	W	3-2
10-26	+at Oregon	L	2-0
10-31	+Washington State	T	0-0 (2OT)
11-2	+Washington	L	3-1
11-7	+Stanford	L	2-1 (OT)

^ = Cal Invitational, Berkeley, CA
 # = Played at Colorado College, Colorado Springs, CO

2004

Coach: Kevin Boyd
Record: 11-6-3/4-3-2/T4th Pac-10+
NCAA First Round

8-20	UC Davis (exh.)	W	3-0
8-27	@Creighton	W	3-0
8-29	@North Carolina	L	4-2
9-3	^Saint Mary's	W	1-0
9-5	^Pepperdine	T	0-0 (2OT)
9-10	!Colgate	W	3-0
9-12	!San Jose State	W	5-1
9-17	Pennsylvania	W	2-0
9-24	Fresno State	W	4-0
9-26	at Pacific	W	5-0
10-6	at Santa Clara	L	3-1
10-10	+Stanford	T	1-1 (2OT)
10-15	+Arizona State	L	1-0
10-17	+Arizona	W	1-0
10-22	+at USC	L	2-1 (OT)
10-24	+at UCLA	W	1-0 (2OT)
10-29	+Oregon State	T	0-0 (2OT)
10-31	+Oregon	W	5-1
11-5	+at Washington State	W	1-0
11-7	+at Washington	L	1-0
11-14	*at Santa Clara	L	2-1

^ = Cal Invitational, Berkeley, CA
 @ = Nebraska adidas Classic, Lincoln, NE
 ! = Saint Mary's Invitational, Moraga, CA
 * = at NCAA Tournament, Santa Clara, CA

2005

Coach: Kevin Boyd
Record: 16-4-2/7-1-1/2nd Pac-10+
NCAA Third Round

8-19	Sacramento St. (exh.)	W	4-0
8-26	at Saint Mary's	W	2-1 (2OT)
8-28	Missouri	T	0-0 (2OT)
9-2	^Montana	W	3-1
9-4	^UC Santa Barbara	W	1-0
9-9	!vs. Dartmouth	W	1-0 (2OT)
9-11	!vs. SMU	W	5-0
9-14	Pacific	W	3-0
9-18	Santa Clara	L	2-1
9-23	at Brigham Young	L	1-0
9-25	at Utah	W	1-0 (2OT)
10-7	+Washington	W	1-0
10-9	+Washington State	W	3-0
10-15	+at Stanford	W	2-0
10-21	+at Arizona	T	0-0 (2OT)
10-23	+at Arizona State	W	1-0
10-28	+UCLA	L	2-0
10-30	+USC	W	2-1
11-4	+at Oregon	W	5-0
11-6	+at Oregon State	W	4-0
11-11	*vs. Rice	W	2-0
11-13	*vs. UTEP	W	2-1
11-20	\$at Florida State	L	2-1

^ = Cal Invitational, Berkeley, CA
 ! = Saint Mary's Invitational, Moraga, CA
 * = at NCAA Tournament, Austin, TX
 \$ = at NCAA Tournament, Tallahassee, FL

The UNIVERSITY of CALIFORNIA

SIMPLY THE BEST


There is no other way to aptly describe America's top public university. There is no other way to describe one of the elite academic settings in the world – especially one that also includes one of America's most successful athletic departments.

The University of California blends the best of all worlds. Overlooking the scenic San Francisco Bay and ranked as the nation's top public university by the *U.S. News and World Report*, the flagship campus of the state of California also features an athletic program that annually finishes among the leaders in the Directors' Cup standings, which rates the overall success of America's athletic departments.

Cal attracts what many believe to be the finest applicant pool in the United States. The university features a diverse student-body population. The University of California offers 300 degree programs, and 35 of the school's 36 graduate programs are ranked among America's top 10. Cal's 35 programs among the top 10 is No. 1 among all universities in the country, as is its 32 "distinguished" programs, as rated by the National Research Council.

The library is ranked third in the country, as judged by Association of Research Libraries with nine million volumes in 18 campus libraries.

The faculty features seven Nobel Laureates, 128 members of the National Academy of Sciences, 16 MacArthur Fellows, 83 Fulbright Scholars, three Pulitzer Prize winners and more Guggenheim Fellows (139) than any other university in America.



AMERICA'S NO. 1 PUBLIC UNIVERSITY BY THE NUMBERS

1 Universities With Highest Number of Top 10 Graduate Programs

1. **CALIFORNIA**
2. Stanford
3. Harvard
4. Princeton
5. MIT

1 Universities With The Highest Number of "Distinguished Programs"

1. **CALIFORNIA** 32
2. Stanford 28
3. Harvard 25
4. Princeton 24
5. MIT 20

1 In the 2004 survey conducted by The Association of Research Libraries, **California's** library was ranked No. 1 among public schools and third overall, behind only Harvard and Yale.

TOP PUBLIC UNIVERSITIES

1. **CALIFORNIA**
2. **Virginia**
3. **Michigan**
4. **UCLA**
5. **North Carolina**

Source: U.S. News and World Report

2 Ranking of World's Top 10 Universities*

- | | |
|----------------------|----------------|
| 1. Harvard | 6. Cambridge |
| 2. CALIFORNIA | 7. Stanford |
| 3. MIT | 8. Yale |
| 4. Caltech | 9. Princeton |
| 5. Oxford | 10. ETH Zurich |

Source: *Times Higher Education 2004 Supplement

19 **Nobel Laureates**
19 current and former faculty members

16-1 **Student-to-Faculty Ratio**

351 **Degree Programs**

3000 **Service**
The University of California is the only school in the country to have produced more than 3,000 volunteers since the inception of the Peace Corps in 1961.




Photo Credit: Images courtesy of Charles Benton, Ben Blackwell and the Berkeley Art Museum, Jeffery Kahn and University Relations, the College of Engineering, and Evan Kerr

ACADEMIC SUPPORT

One of the real success stories for the University of California is the development and growth of a comprehensive academic support program for its student-athletes — the Athletic Study Center.

In 1984, campus officials and Athletic Department administrators decided that a greater emphasis needed to be placed on helping Cal student-athletes with their academic pursuits. The Athletic Study Center was thus born and charged with developing an academic support program geared to the needs of NCAA Division I student-athletes. It was a significant development for an academically-oriented institution such as Cal to recognize the special needs required for a modern student-athlete's success both as an athletic competitor and in the classroom.

The Athletic Study Center, which is housed within the Division of Undergraduate Education, is the tutorial and academic support program for the nearly 1,000 student-athletes at Cal. Centrally-located in the César E. Chavez Student Center, the program provides a spacious and comfortable arboretum for quiet study, separate classrooms for individual and group tutorials and a computer lab for word processing and required course work.

Geared around the understanding of the amount of time student-athletes must devote to practice, training, physical therapy and team travel, the program creates an environment where students can cultivate good study habits,

receive individual or group tutoring and obtain counseling from academic advisors.

The tutorial component promotes and enhances students' academic skills and progress by providing individual tutoring, group workshops, study groups, credit courses and intensive special programs. The program focuses mainly on freshmen and sophomores, and the Center uses between 50-60 tutors per semester to guarantee that as many courses as possible are covered. Tutorial sessions also are offered at night enabling student-athletes to receive help after practices when they have more time to devote to their studies.

The advising component offers a broad range of services and programs to meet the unique needs and bipolar demands of student-athletes, including assistance in understanding and complying with University, college and NCAA rules, development of time management skills and resolution of personal issues unique to student-athletes. During the freshman year, advisors typically try to help student-athletes make a successful academic transition from high school, while during the sophomore year, they assist student-athletes in making decisions on appropriate majors and fields of study. For the final two years, advisors take more of an exiting approach, ensuring that proper academic progress is being made and referring juniors and seniors to areas on campus that can help with internships, graduate school applications and career planning.



Derek Van Rhee
*Director, Athletic
Study Center*

In addition, the Athletic Study Center offers a six-week Summer Bridge program designed to help ease the transition from high school to college. The primary components for the program include writing and math workshops, an advising workshop, study skills seminars


and an evening tutorial program.

Two special areas offered are Peer Advising and the Exiting and Re-Entry Program. Peer advisors provide academic and campus life guidance for new intercollegiate athletes. They are selected from junior and senior student-athletes and assist in developing programs to further address the needs of student-athletes.

The Exiting and Re-Entry Program provides a vehicle by which former Cal student-athletes can return to or continue their education. The program provides academic advising and tutorial assistance to the participants, as well as career planning. Since 1990, more than 100 student-athletes have taken part in the program.

As a result of the overall success of its advising and tutorial programs, the academic performance and graduation rates of Cal's student-athletes have improved significantly, a source of pride for the University.

STRENGTH & CONDITIONING



Strength training and conditioning in the weight room are integral parts of the California women's soccer program.

An integral part of Cal soccer is the strength and conditioning program. The program's philosophy is geared towards helping each student-athlete achieve the highest level of athletic development.

By teaching how all the components of strength

and conditioning fit together, student-athletes understand how to maximize force production. This includes enhancement of speed, strength and flexibility, which results in improved power. Motivating, educating and maximizing athletic development is the primary focus of the Cal program.

The Cal weight room at Haas Pavilion includes six Olympic platforms, more than 5,000 pounds of Olympic bars and bumper plates, and an array of aerobic and anaerobic equipment.

The facility is brightly designed and overlooks Evans Diamond to the west. Cal also has a 2,000-square foot weight room in Memorial Stadium with similar Olympic equipment that offers panoramic views of the entire region, including San Francisco and the Bay.



Dave Ziemba
*Asst. Strength &
Conditioning
Coach*

The training regimen is a year-round process that emphasizes speed, strength and flexibility. With closely monitored workouts that involve individual instruction and attention, student-athletes are taught the correct techniques to increase their ability to perform at their peak during competition.

Cal's program stresses comprehensive training in order to improve both strength and speed. Flexibility is a key component because it is essential for proper lifting. It also improves the running mechanics needed for acceleration and deceleration, both essential for playing soccer.

Athlete workouts are closely monitored by the conditioning staff, who work in collaboration with the entire sports medicine team (doctors, athletic trainers, physical therapists, nutritionists, etc.) to ensure the health and safety of all of the student-athletes.

Cal's strength and conditioning program is a vital component linking the "full circle" of a student-athlete's physical development.

ATHLETIC ADMINISTRATORS

SANDY BARBOUR

**Director of Athletics
Third Year at Cal**

Anne "Sandy" Barbour is in her third year as Director of Athletics at Cal, but already she has over-seen unprecedented success among the Golden Bears' athletic programs.



During the 2005-06 academic year, Cal placed seventh in the Directors' Cup standings – the highest in the history of the department – with 17 teams finishing among the Top 25 in the nation. Three Cal squads captured national championships – rugby, men's crew and women's crew – and six individuals also won NCAA crowns.

In addition, the Bear football team won the Las Vegas Bowl and the men's and women's basketball teams both earned invitations to the NCAA Tournament.

During Barbour's first season in Berkeley, Cal also claimed national titles in rugby and women's crew, bringing the total to five team championships in two years. In addition, at least 175 student-athletes have earned academic all-conference recognition in both 2004-05 and 2005-06.

Barbour, 46, who oversees a 27-sport program with a \$48 million annual budget, began her role at Cal on Sept. 15, 2004.

Named one of the "100 Most Influential Women in Business" in the Bay Area by the *San Francisco Business Times*, Barbour has also been chosen a 2006 Woman of Distinction by the *East Bay Business Times*.

Barbour is an active member of several committees on both the national and conference levels. Currently chair of the Pac-10 Bowl Committee, she is also a member of the Pac-10 Executive Committee and the Pac-10 Television Committee. In addition, Barbour serves on the NCAA Diversity Leadership Strategic Planning Committee.

Prior to moving to Berkeley, Barbour was the deputy director of athletics at Notre Dame, serving as the university's senior athletic administrator under Athletic Director Kevin White from July 2003 to September 2005. She previously held an associate athletic director position there starting in 2000.

Barbour's career in intercollegiate athletic administration spans 25 years, beginning as a field hockey assistant coach and lacrosse administrative assistant at the University of Massachusetts in 1981. She has since served as assistant athletic director at Northwestern and in 1991 was recruited to Tulane as an associate athletic director.

While at Tulane, Barbour also worked for



White – then Tulane's athletic director. At the age of 36, she was appointed Tulane's director of athletics when White left in 1996 for a similar position at Arizona State.

During her three years as athletic director, Tulane teams won 12 conference championships. In her first year in the position, Tulane won four conference titles, a feat never before accomplished in that school's history. She also hired Tommy Bowden as Tulane's head football coach during her first year. Bowden proceeded in 1997 to post the Green Wave's first winning season (7-4) in 16 years, and then directed the school to a 12-0 record, a Conference USA championship and a No. 7 national ranking the following season as 1998 Liberty Bowl champions.

One of eight female athletic directors at NCAA Division I-A schools at the time, Barbour was chair of the NCAA Division I Student-Athlete Reinstatement Committee and a member of the Division I Academics/Eligibility/Compliance Cabinet and the board of directors of the National Association of Collegiate Women's Athletic Administrators. She was also elected chair of the inaugural Conference USA committee for Senior Women Administrators and served on the league's executive committee. In addition, she chaired the executive committee for the 1993 NCAA Division I Outdoor Track and Field Championships hosted by Tulane.

In her previous position at Notre Dame, Barbour oversaw facilities and event operations for the school's 26-sport program, including football game management and the department's two golf courses. She was also responsible for developing, maintaining and implementing Notre Dame's \$127 million athletics facilities master plan.

Additionally, her role at Notre Dame included responsibilities for women's lacrosse, men's and women's cross country, indoor and outdoor track, men's and women's swimming and men's golf. She also assisted White with the administration of women's basketball.

Born Dec. 2, 1959, in Annapolis, Md., Barbour grew up in a military family. Her father was a career aviator in the U.S. Navy, and her family lived in various U.S. locations, as well as in Western Europe during her childhood.

Barbour graduated cum laude in 1981 with a B.S. degree in physical education from Wake Forest, where she was a four-year letterwinner and served as captain of the field hockey team. She also played two varsity seasons of women's basketball.

Barbour earned advanced degrees at both Massachusetts (an M.S. in sports management in 1983) and Northwestern's Kellogg School of Management (an MBA in 1991).

Between master's programs, Barbour served as assistant field hockey and lacrosse coach at Northwestern from 1982-84. She also held the position of director of recruiting services during that period, before being promoted to assistant athletic director for intercollegiate programs in 1984, a position she held until 1989.

Prior to joining Tulane, Barbour worked in programming and production for Fox Sports Net in Chicago during the summer of 1990.

LIZ MILES

**Assistant Athletic Director
16th Year at Cal**

Liz Miles, who has 16 years of experience in Cal's athletic department, enters her third year as the Assistant Athletic Director for Development Operations and Olympic Sports. In her current position, Miles manages support operations for athletic fundraising and supervises six sports, including women's soccer.



Before moving into Cal's development office in 1996, she served as the athletic department's business manager for six years.

Prior to her arrival in Berkeley in 1990, Miles spent five years as the budget director at Worcester Polytechnic Institute in Worcester, Mass. In that capacity, she directed budget development and strategic planning for the college's \$30 million budget. During her stint at Worcester Polytechnic Institute, Miles also was the school's women's novice crew coach for three seasons.

As a senior in 1977, Miles walked on Cal's crew team and earned a spot on the varsity eight boat. Her brief collegiate athletic involvement jumpstarted an international rowing career, which included a fourth-place showing in the Four for the United States at the 1984 Olympics and silver medals in the Eight at the 1981 and 1982 World Championships.

Following her competitive days, Miles stayed active with U.S. Rowing as a two-term member of its board of directors (1998-02) and for four years on the women's Olympic rowing committee (1988-92).

Miles, originally from Fresno, Calif., obtained her bachelor's of science degree from Cal in 1977 and her master's of business administration from San Diego State in 1985.

GOLDMAN FIELD AT EDWARDS STADIUM


The California women's soccer team competes at one of the nation's top collegiate facilities - Goldman Field at Edwards Stadium. The complex seats 22,000 and opened for soccer prior to the 1999 season. In 2000, a Cal women's soccer record of 1642 fans attended the Golden Bears' NCAA second-round game against Santa Clara.

The field was previously the track & field infield at historic Edwards Stadium, which opened in 1932, but was converted into a regulation 70-by-115-yards natural grass soccer field for use by the Cal men's and women's soccer teams. In addition to the field renovations, which included a state-of-the-art drainage system, the stands, restrooms and press box also were upgraded. A scoreboard was added prior to the 2005 season, and there are plans to eventually add stadium lights, which will allow for night games.

The \$3.5 million spent on renovations gives Cal the ability to host NCAA championships and international matches. In July of 2002, Edwards Stadium was the site of an exhibition between two Mexican Premier Division teams - Monarchs of Morelia and Atlas of Guadalajara.

The dual-use grass facility is named Goldman Field in honor of Richard (class of '41) and Rhoda (class of '46) Goldman, who made the \$1.5 million initial gift to lead the renovation campaign.

Goldman Field is the fourth home for the California women's soccer program, which previously shared Witter Rugby Field above Memorial Stadium with the football (practice only) and rugby teams from 1995-98. Edwards Stadium is a short walk from the downtown Berkeley BART station and offers families a unique environment to watch top-level soccer games.



Edwards Stadium is one of the premier collegiate soccer venues in the United States.

EDWARDS STADIUM DIRECTIONS

Edwards Stadium is located on the Cal campus at the intersection of Fulton Street and Bancroft Way.

From San Francisco, cross the Bay Bridge and take Highway 24 east. Exit at Claremont Avenue and turn left. Take another left at College Avenue and proceed north until it ends at Bancroft. Turn left on Bancroft, and Edwards Stadium is four blocks down on the right.

From Contra Costa County, take Highway 24 west towards San Francisco. Take the Berkeley exit (second exit after the Caldecott Tunnel). The ramp merges with Ashby Avenue. Follow Ashby to College Avenue. Turn right on College, then left on Bancroft Way. Edwards Stadium is four blocks down on the right.

EDWARDS STADIUM RECORDS*

CAL TEAM RECORDS

Most Goals: 12, vs. James Madison, 9/1/00
Most Assists: 9, vs. James Madison, 9/1/00
Biggest Margin of Victory: 12-0, vs. James Madison, 9/1/00
Most Shots: 33, vs. Hawaii, 10/1/01
Most Saves: 9, vs. Tennessee, 10/1/99
Fastest Goal: :18, Caroline Lea, vs. Oregon, 10/31/04

OPPONENT TEAM RECORDS

Most Goals: 3, UCLA, 10/24/99 and Washington, 11/2/03
Most Assists: 3, Washington, 11/2/03
Biggest Margin of Victory: 2, multiple times
Most Shots: 20, UCLA, 10/24/99
Most Saves: 11, Colorado College, 9/29/00

INDIVIDUAL CAL RECORDS

Most Goals: 4, Laura Schott, vs. James Madison, 9/1/00
Most Assists: 3, Regina Holan, vs. Oregon, 11/5/00
Most Shots: 12, Laura Schott, vs. Washington State, 11/5/99
Most Saves: 7, Ashley Sulprizio vs. Wisconsin, 8/29/03 and vs. Stanford, 10/10/04

OPPONENT INDIVIDUAL RECORDS

Most Goals: 2, multiple times
Most Assists: 2, Danielle Slaton, Santa Clara, 8/27/99; Blair Ruport, Washington, 11/2/03
Most Shots: 8, Venus James, UCLA, 10/24/99; Marcia Wallis, Stanford, 11/2/02
Most Saves: 11, Caitlin Carlson, Colorado College, 9/29/00

CAL IN EDWARDS STADIUM

Year	W	L	T	Pct.
1999	6	4	0	.600
2000	10	1	0	.909
2001	5	4	0	.556
2002	9	2	0	.818
2003	3	3	3	.500
2004	5	1	3	.722
2005	6	2	1	.722
Totals	44	17	7	.699

**Records indicated are only for Cal women's soccer games.*